




## Water Testing – April 5, 2008 Valley of the Fox - Sierra Club - The Life of the Sample



1, Collect the sample (Mouth of the Waubensee – Fox River in distance)

2. Most samples are gathered from Bridges



3. Drop off at Ron's. Transported to the Lab (IMSA – Illinois Math & Science Academy Lab 2 – Ron pictured). 25 samples collected.

4. Perform the tests – PH testing here. Also, regularly test Turbidity, Nitrate, Nitrite, Phosphate, & Sulfate

	A	B	C	D	E
1	Temperature: am 40°F in morning	Tyler @	Tyler-Gilberts	Brewster Creek	Brewster Creek
2	Rained the previous day	McCormack Rd	Treatment Plant	--Upstream	-- Downstream
3	Testers sample labels->				
4	Apr 05, 2008, Results				
5	2001 Average	27		na	na
6	Turbidity, FTU mg/L	13	9	9	9
8					
9	2001 Average	6.7		na	na
10	pH	7.63	7.70	7.82	7.87
12					
13	2001 Average	11.12		na	na
14	Nitrate, mg/L	2.4	2.4	0.1	0.1
18					
19	2001 Average	na	na	na	na
20	Nitrite N, mg/L	0.014	0.010	0.005	0.008
23					
24	2001 Average	0.93		na	na
25	Phosphate, mg/L no dilution	OR	OR	1.62	1.91
33					
34	2001 Average	na			
35	Sulfate SO <sub>4</sub> <sup>2-</sup> mg/L		56		72
39					
40	OR = Over Range (i.e., >5.00)				
41	NT = Not Tested				

5. Record the Data